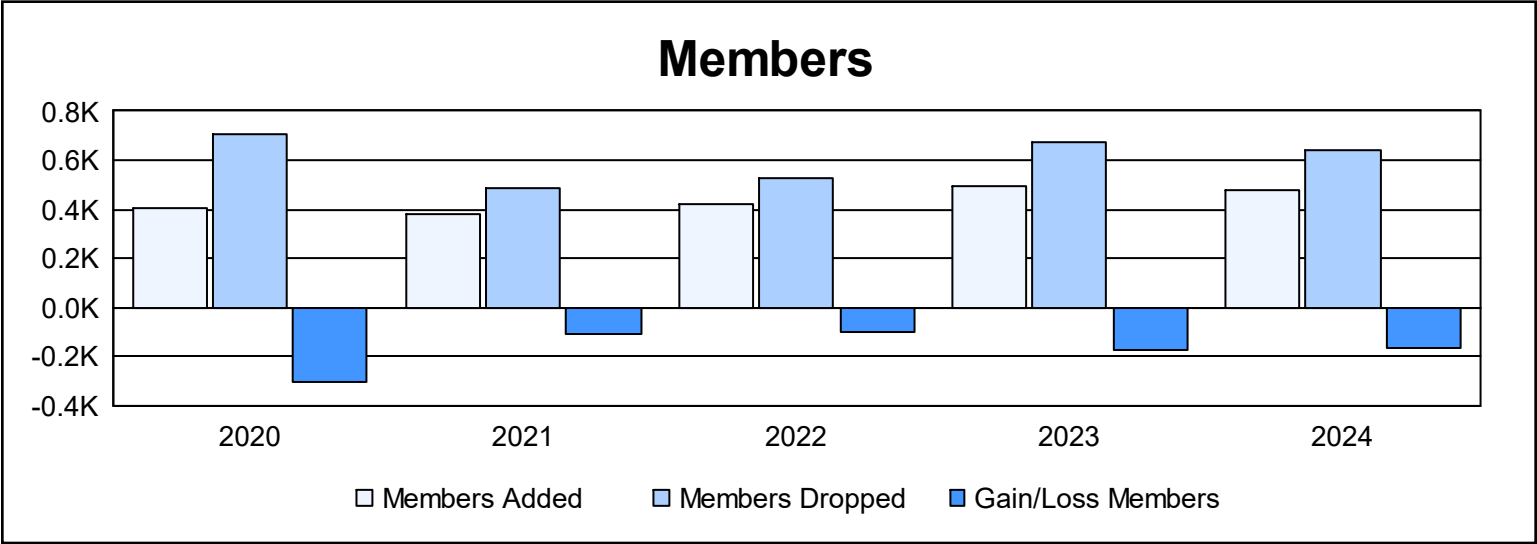
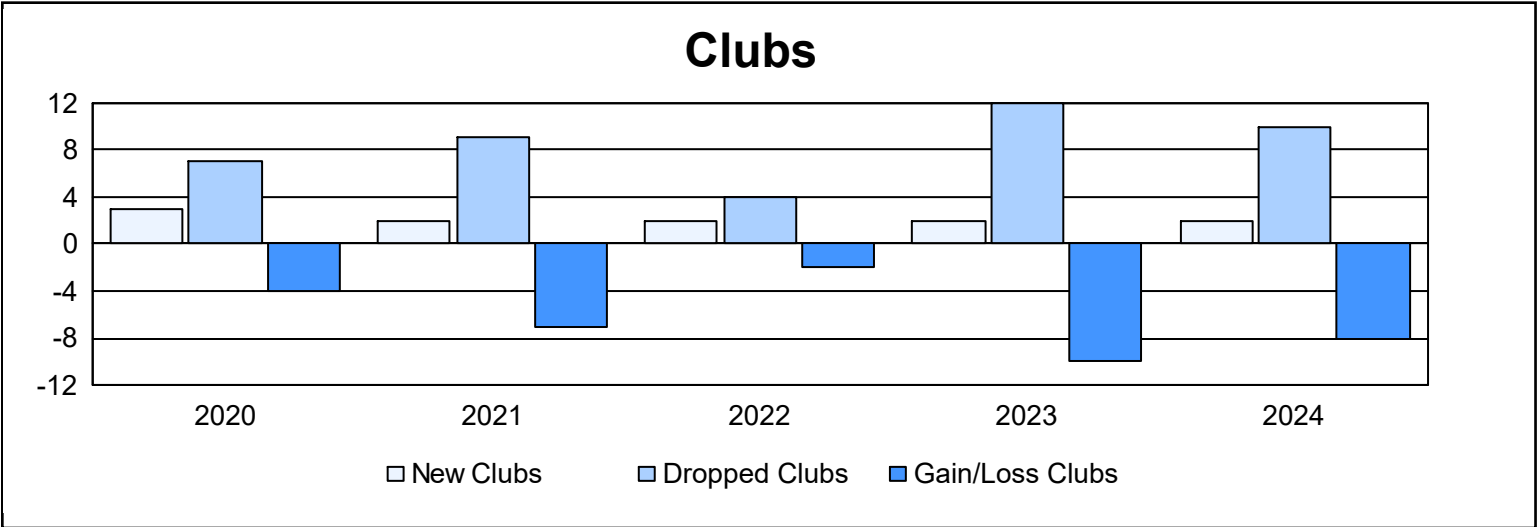
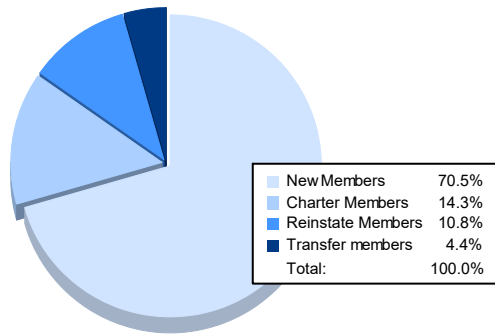


Year	New Clubs	Dropped Clubs	Gain/ Loss Clubs	New Members	Charter Members	Reinstate Members	Transfer Members	Total Member Added	Total Members Dropped	Gain/ Loss Members
2019-2020	3	7	-4	249	78	60	20	407	707	-300
2020-2021	2	9	-7	247	54	60	19	380	485	-105
2021-2022	2	4	-2	320	45	52	7	424	524	-100
2022-2023	2	12	-10	404	58	22	14	498	675	-177
2023-2024	2	10	-8	339	69	52	21	481	643	-162
Average	2	8	-6	312	61	49	16	438	607	-169



### Membership Composition June 2024 Cumulative



### Gender Composition June 2024 Cumulative

